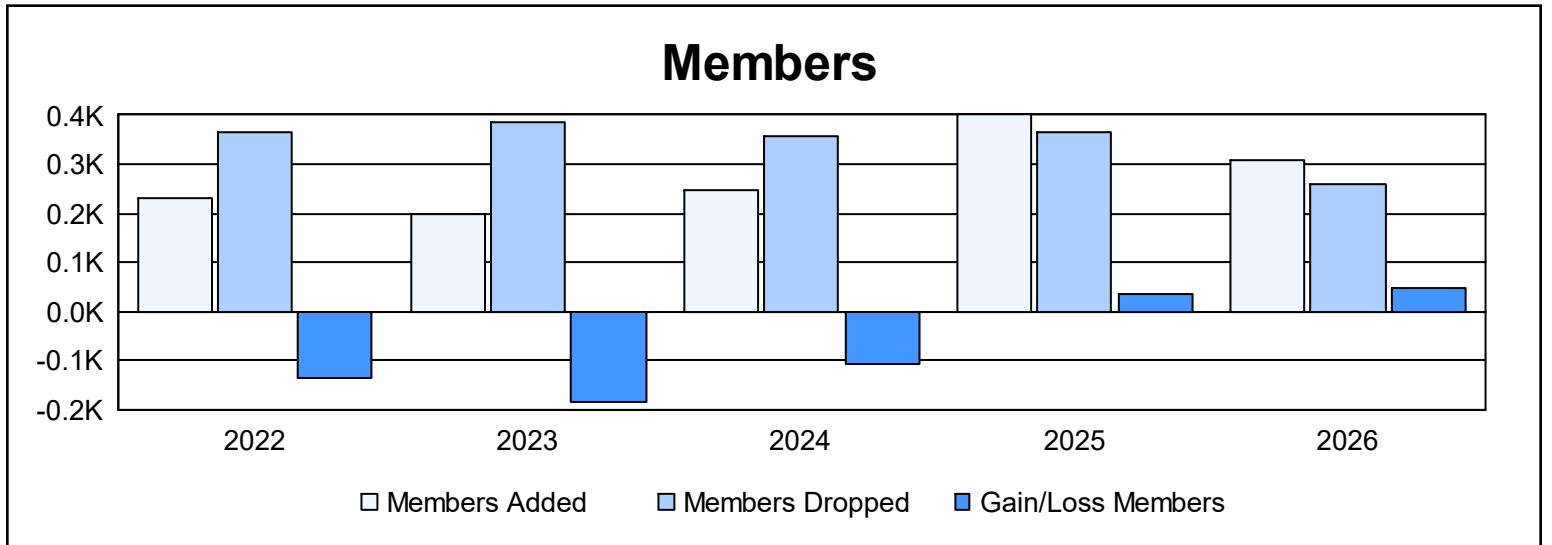
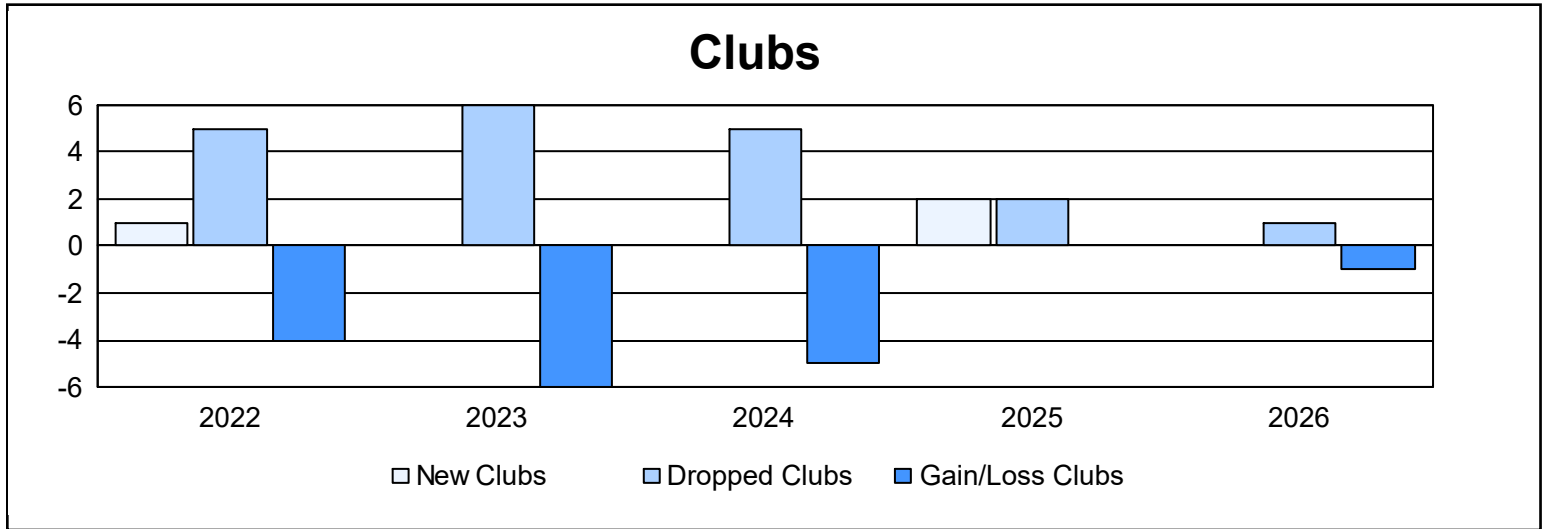
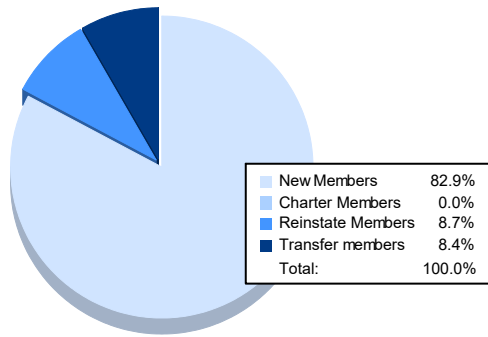


Year	New Clubs	Dropped Clubs	Gain/ Loss Clubs	New Members	Charter Members	Reinstate Members	Transfer Members	Total Member Added	Total Members Dropped	Gain/ Loss Members
2021-2022	1	5	-4	186	27	10	7	230	365	-135
2022-2023	0	6	-6	179	1	3	17	200	384	-184
2023-2024	0	5	-5	228	1	4	15	248	357	-109
2024-2025	2	2	0	324	45	16	15	400	366	34
2025-2026	0	1	-1	257	0	27	26	310	261	49
<b>Average</b>	<b>1</b>	<b>4</b>	<b>-3</b>	<b>235</b>	<b>15</b>	<b>12</b>	<b>16</b>	<b>278</b>	<b>347</b>	<b>-69</b>



### Membership Composition May 2026 Cumulative



### Gender Composition May 2026 Cumulative

